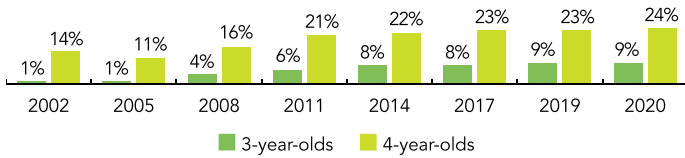
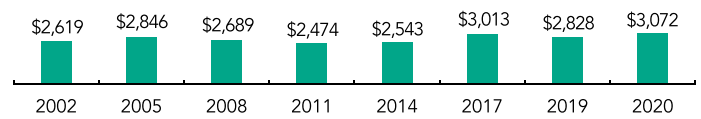


Colorado

PERCENT OF STATE POPULATION ENROLLED



STATE SPENDING PER CHILD ENROLLED (2020 DOLLARS)



OVERVIEW

Colorado preschool enrolled 22,936 children in 2019-2020, an increase of 992 children from the prior year. State funding totaled \$70,460,165 up \$8,408,050 (14%), adjusted for inflation, since last year. State spending per child equaled \$3,072 in 2019-2020, up \$244 from 2018-2019, adjusted for inflation. Colorado met 4 of 10 quality standards benchmarks.

WHAT'S NEW

In December 2019, Colorado was one of 23 states awarded a three-year PDG B-5 renewal grant for \$11,171,969 annually designed to implement the strategic plan developed with the 2018 PDG B-5 planning grant. Because of the COVID-19 pandemic, the state will have an increased focus on alignment across federal programs and funding sources to maximizing parental awareness, knowledge and engagement.

In March state-funded preschool programs physically closed in public schools due to the COVID-19 pandemic. School districts had the authority to decide if their district-run preschools would provide remote instruction for the remainder of the school year. Community providers and private preschools were not required to close and had independent authority to decide whether they closed and, if they did, whether they provided remote instruction. All preschools were encouraged to continue providing some form of instruction, support, and communication to their children and their families during the closure.

BACKGROUND

The Colorado Preschool Program (CPP) launched in 1988 for 3- and 4-year-olds who needed language development support in hopes of lowering school dropout rates and reducing dependence on public assistance. In 1992, CPP became a permanent program and expanded eligibility to young children lacking overall school readiness due to family risk factors, as defined by statute, including eligibility for free or reduced-price meals, being a dual language learner, being in foster care, a family history of abuse or neglect, homelessness, parental substance abuse, or having a teen parent, as well as locally determined risk factors. 4-year-olds must meet at least one risk factor to enroll in CPP, while 3-year-olds are required to meet a minimum of three risk factors. The program also serves a limited number of children under the age of 3 using a waiver that is no longer statutorily available. The data in this report only pertains to children aged 3 and up.

In the 2019-2020 school year, 98% of the state's 179 school districts offered CPP. CPP positions and Early Childhood At-Risk Enhancement (ECARE) positions serve pre-K students. Two half-day positions can be combined to create full-day opportunities for pre-K children with very high needs. Schools may provide pre-K service by subcontracting with private child care centers, Head Start, or other community-based or public agencies. Funding is awarded competitively with priority given to districts with exemplary implementation plans and/or not currently participating in CPP.

CPP funding is determined by the Colorado school finance formula, with preschoolers receiving half the amount for students in grades 1 through 12. Funds are distributed directly to school districts, which are given a predetermined number of half-day positions to serve eligible children. CPP providers may use additional funding sources, such as federal Head Start money, to extend the program day, supplement services, or provide wraparound care.

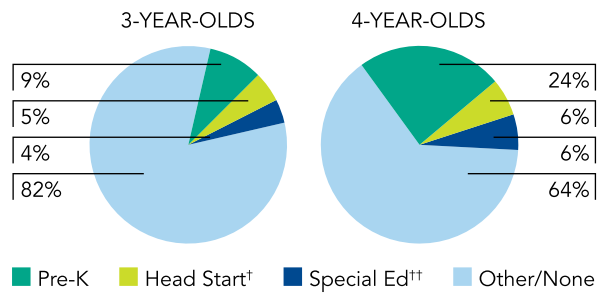
| ACCESS RANKINGS | | RESOURCE RANKINGS | | TOTAL BENCHMARKS MET |
|-----------------|-------------|-------------------|-----------------------|----------------------|
| 4-YEAR-OLDS | 3-YEAR-OLDS | STATE SPENDING | ALL REPORTED SPENDING | |
| 27 | 12 | 38 | 31 | 4 |

COLORADO PRESCHOOL PROGRAM

ACCESS

| | |
|--|-------------------------|
| Total state pre-K enrollment | 22,936 |
| School districts that offer state program | 98% |
| Income requirement | 185% FPL |
| Minimum hours of operation | 2.5 hours/day |
| Operating schedule | School or academic year |
| Special education enrollment, ages 3 and 4 | 8,876 |
| Federally funded Head Start enrollment, ages 3 and 4 | 7,693 |
| State-funded Head Start enrollment, ages 3 and 4 | 0 |

PERCENT OF POPULATION ENROLLED IN PUBLIC ECE



† Some Head Start children may also be counted in state pre-K.
 †† Estimates children in special education not also enrolled in state pre-K or Head Start.

QUALITY STANDARDS CHECKLIST

| POLICY | CO PRE-K REQUIREMENT | BENCHMARK | REQUIREMENT MEETS BENCHMARK? |
|--|---|---|-------------------------------------|
| Early learning & development standards | Comprehensive, aligned, supported, culturally sensitive | Comprehensive, aligned, supported, culturally sensitive | <input checked="" type="checkbox"/> |
| Curriculum supports | Approval process | Approval process & supports | <input type="checkbox"/> |
| Teacher degree | Early Childhood Teacher Qualification | BA | <input type="checkbox"/> |
| Teacher specialized training | Early Childhood Teacher Qualification | Specializing in pre-K | <input checked="" type="checkbox"/> |
| Assistant teacher degree | None | CDA or equivalent | <input type="checkbox"/> |
| Staff professional development | 15 hours/year | For teachers & assistants: At least 15 hours/year; individual PD plans; coaching | <input type="checkbox"/> |
| Maximum class size | 16 (3- & 4-year-olds) | 20 or lower | <input checked="" type="checkbox"/> |
| Staff-child ratio | 1:8 (3- & 4-year-olds) | 1:10 or better | <input checked="" type="checkbox"/> |
| Screening & referral | None | Vision, hearing & health screenings; & referral | <input type="checkbox"/> |
| Continuous quality improvement system | Structured classroom observations (above QRIS Level 2); Data used for program improvement | Structured classroom observations; data used for program improvement | <input type="checkbox"/> |

4

For more information about the benchmarks, see the Executive Summary and Roadmap to State Profile Pages.

RESOURCES

| | |
|---|--------------|
| Total state pre-K spending | \$70,460,165 |
| Local match required? | Yes |
| State Head Start spending | \$0 |
| State spending per child enrolled | \$3,072 |
| All reported spending per child enrolled* | \$5,434 |

* Pre-K programs may receive additional funds from federal or local sources that are not included in this figure.

** Head Start per-child spending includes funding only for 3- and 4-year-olds.

*** K-12 expenditures include capital spending as well as current operating expenditures.

SPENDING PER CHILD ENROLLED

